

Name _____


Spring Fling!
Less than/Greater than

April Showers

Read the number.



Color the set with more.




Name _____

Guess How Much I Love You
Identifying long and short

All Ears

 Color the rabbits with short ears brown.

 Color the rabbits with long ears pink.





How to Use Page 7

“All Ears”

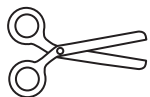
Hippity hop! Let these little rabbits hop in to help youngsters practice length skills. Discuss with students the terms *long* and *short*, and show them some examples of long and short items. Ask each child to color the rabbits with short ears brown and color the rabbits with long ears pink.



Name _____

Spring
Beginning sounds









Blooming Beginnings




Cut.



Glue to match beginning sounds.




©The Mailbox® • Teacher's Helper® • TEC45024 • April/May 2006





Answer Key




Name _____

Happy Easter!
Following directions

Let's Decorate!

Listen and do.



How To Use the Reproducible

1. Duplicate the page for each child.
2. Read aloud the directions below and have your students follow them.
 - *Color the largest egg **blue**.*
 - *Draw **green** dots on the bottom egg.*
 - *Draw **orange** stripes on the top egg.*
 - *Draw a **purple** crack in the egg behind the bunny.*
 - *Color the egg beside the blue egg **yellow**.*
 - *Color the last egg **red**.*


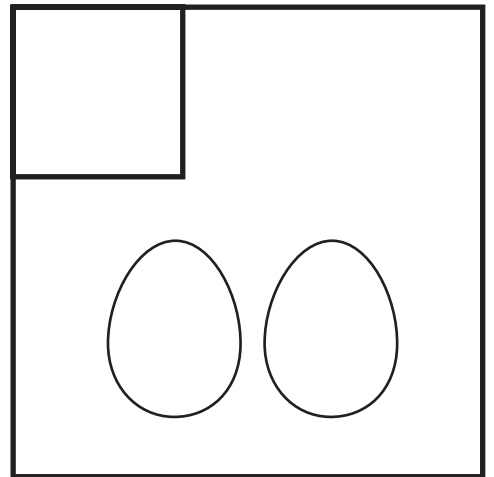
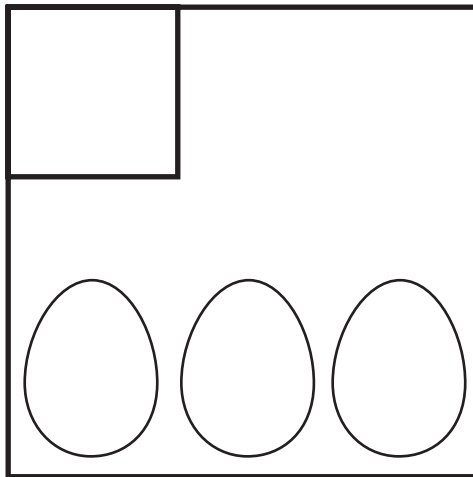
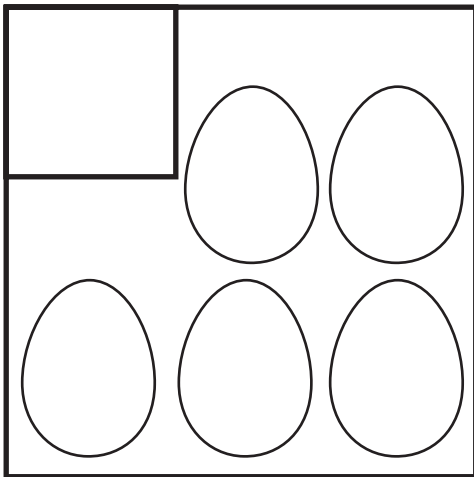
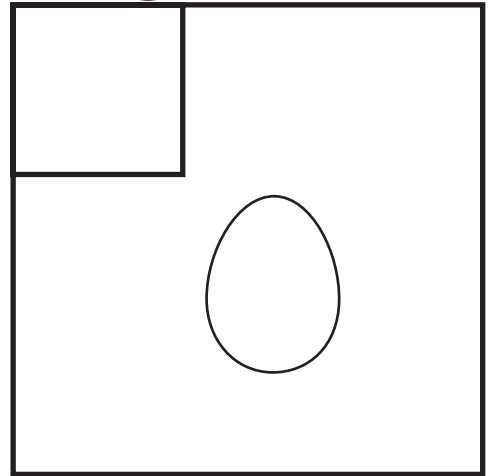
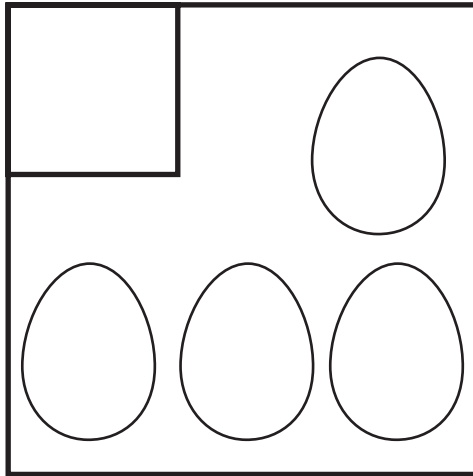
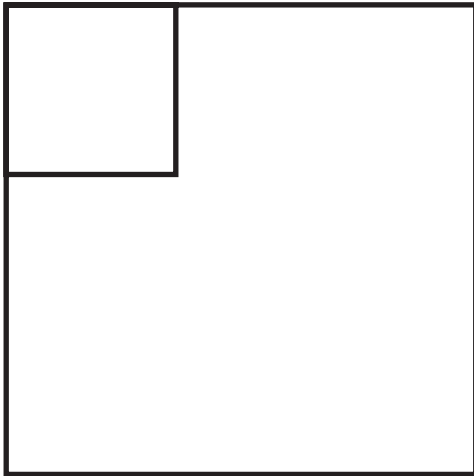
Extension Activity

Once a student has completed her page, have her turn her paper over to the back and draw a large, decorated Easter egg using *all* of the colors mentioned above.

Egg Counting

Count the eggs.

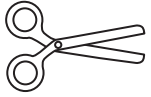
 Write the numeral.



Name _____

Following Directions
Reading directions

Garden of Letters










Cut out the bees.




Match the letters.

Glue.












©The Mailbox • www.themailboxcompanion.com • June/July 2009



Name _____

Reading With My Family

Color an  each time you and a family member enjoy a book together.
When every egg is colored, bring the paper to school.

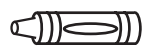


Parent Signature _____


©The Mailbox®

At-Home Reading Log: Encourage families to read with their children. Send a copy of this page home with each student. When a child returns a completed log, reward her with a small prize and invite her to take home another reading log.

Kangaroo's Kites

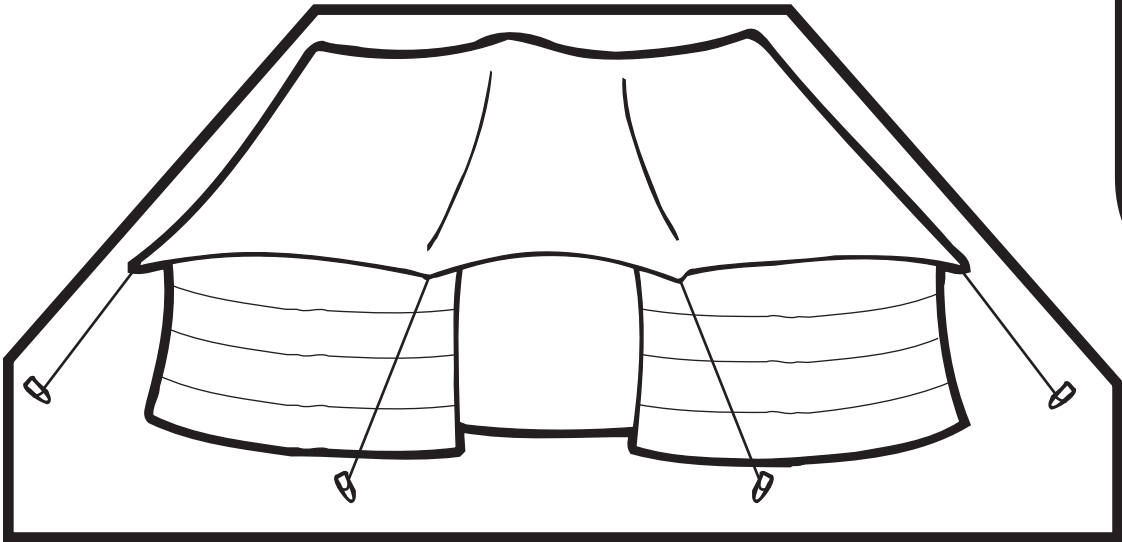
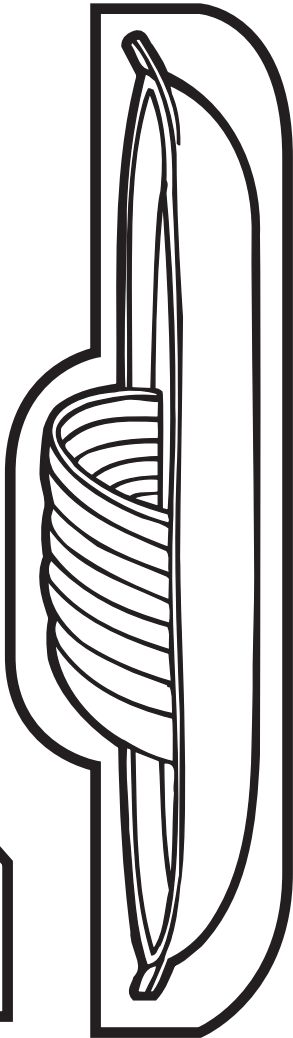

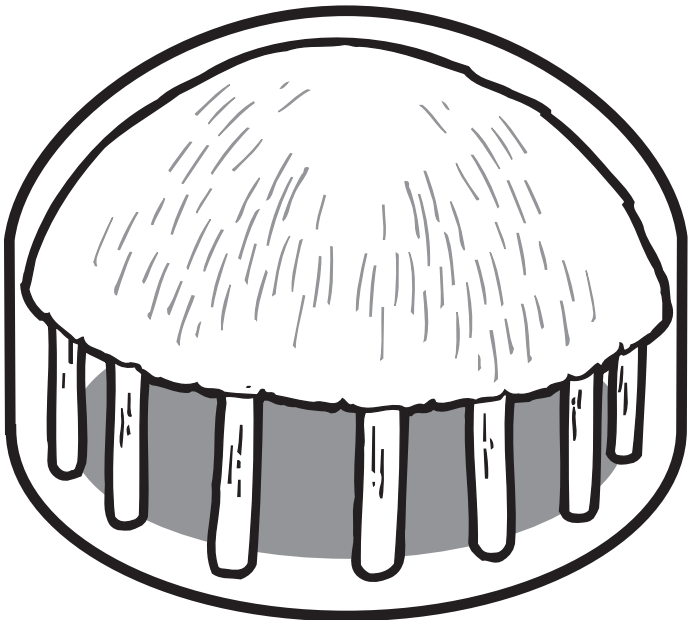



Color the pictures that begin with K.



House Patterns

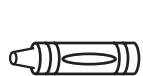
Use with "All Kinds of Houses" on page 35.




Name _____

Spring
Seasonal changes

Spring Things




Color.




Cut. Sort.



Glue.



©The Education Center, Inc. • Teacher's Helper® • TEC45006 • April/May 2003






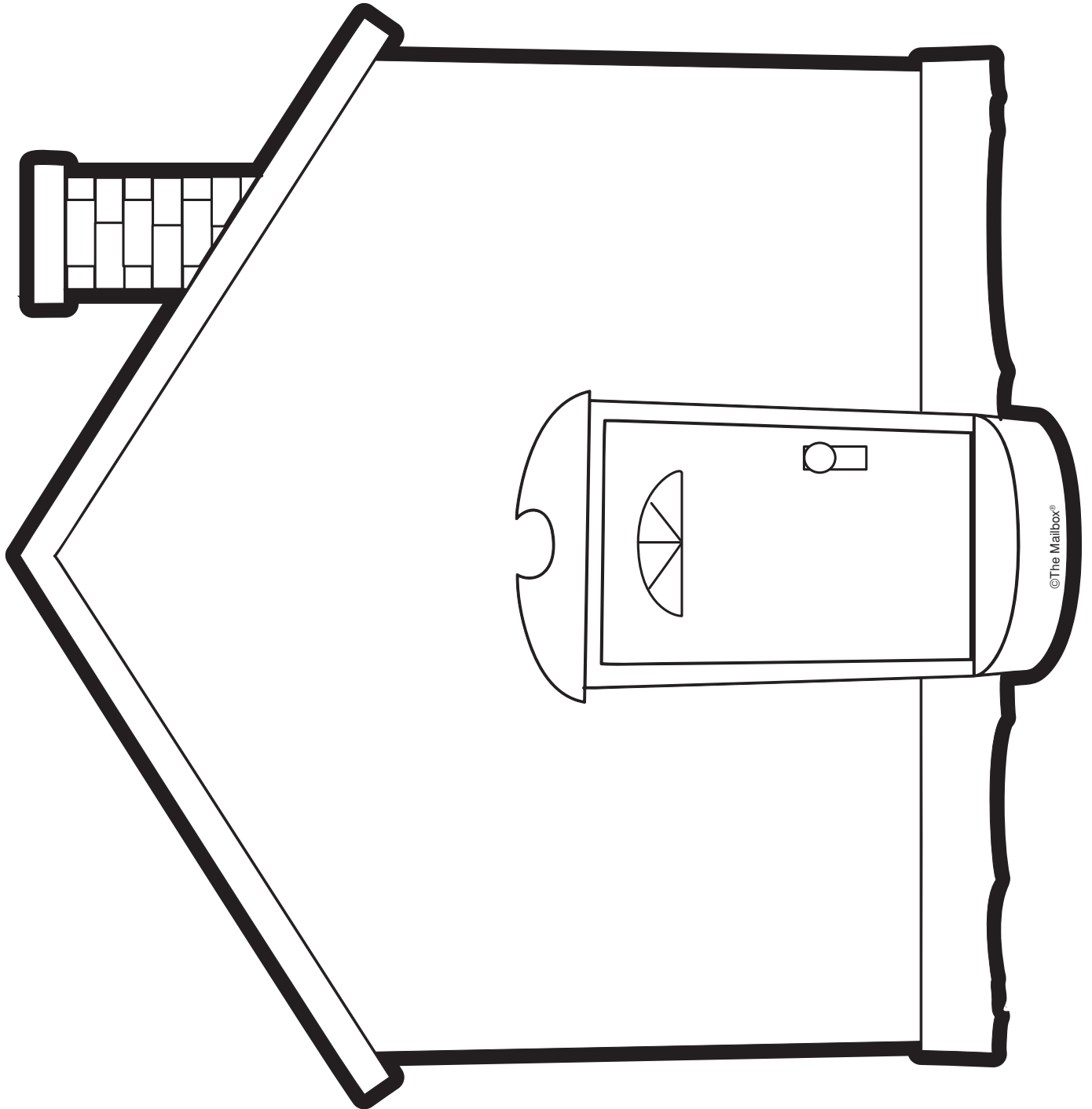
How to Use Page 53

“Spring Things”

Spring is in the air! Before asking youngsters to complete the page, discuss with them the signs of spring (flowers, insects, sprouting plants, tree blossoms, etc.). Then have them look at the pictures at the bottom of the page and decide which ones show signs of spring. Have youngsters draw an X on the pictures that are not signs of spring (snowman and jack-o'-lantern). Ask students to color the scene and the spring pictures. Then have them cut out the spring pictures and glue them where desired on the scene.



Finished Sample



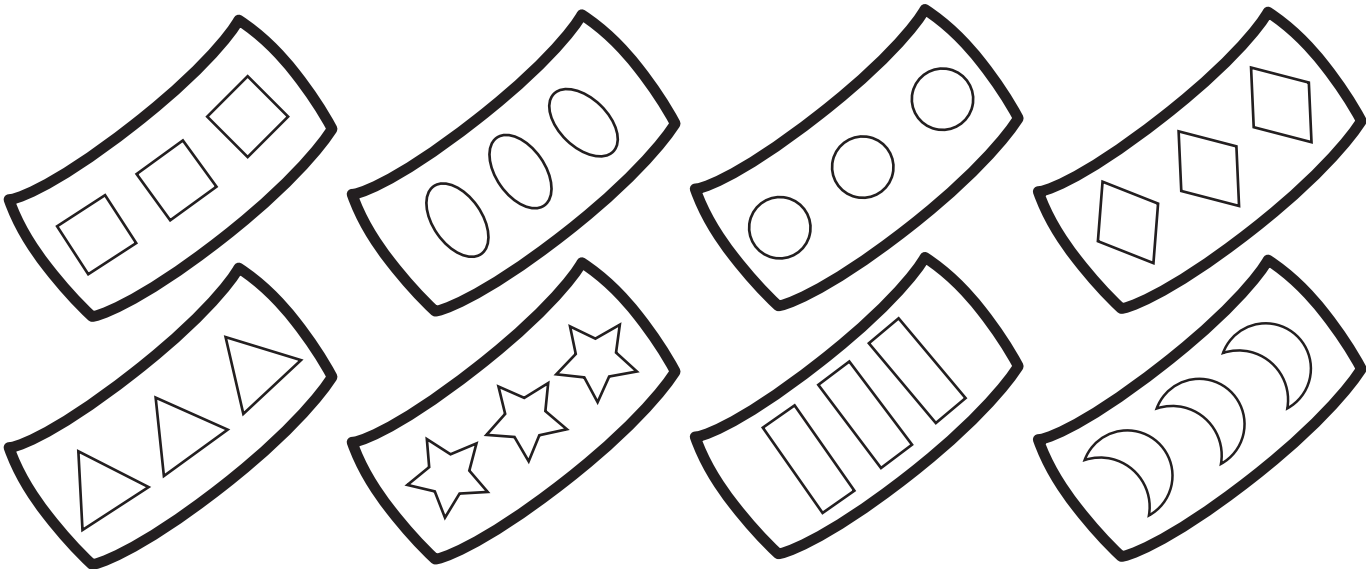


©The Mailbox®

A Basket Of Fun



©The Education Center, Inc. • www.themailboxcompanion.com • Feb/Mar 2005




Name _____

Spring
Beginning sounds

April Showers

 Color.  Cut. Match beginning sounds.  Glue.



©The Mailbox • www.themailboxcompanion.com • April/May 2009

